



DIY Family Book Club



Dragons and Marshmallows

By Asia Citro

Activities

- Look at the book cover. What does it tell you about the girl in the story, Zoey? Can you guess by the special glasses on her head or even the things she keeps on the shelf behind her?
- There are two animals on the table on the cover: Zoey's cat, SassafRAS, and a little green dragon. Just looking at the cover, what do you think this story might be about?
- Do you have any pets? What would it be like if you had a little pet dragon?

Read

Read the book, look at the illustrations, and make sure to check in the glossary at the end of the book for any words that are new to you.

Discuss

- What is your favorite part of the book?
- When Zoey's mom goes on her trip, she leaves Zoey in charge. How do you think Zoey feels when she realizes what a big responsibility that is?
- Have you ever had a big responsibility? How did that make you feel?
- Zoey wears her special thinking glasses to make her brain work better. Do you have any tricks or special routines that help you to think better?
- Why does Zoey keep a journal to write down her science notes?
- How does Zoey try to figure out what is wrong with the baby dragon?
- Zoey can't tell her dad what she and SassafRAS have really been up to in the barn. Have you ever had to keep a secret? Is there ever a time that it would not be a good idea to keep something a secret?

Design Your Own Magical Creature

Zoey and her mom can see magical creatures. Try crayon resist art to design your own magical animal.


Supplies

- white paper
- a white crayon
- washable markers (you can also use watercolor paints for this)



Instructions

- Use your white crayon to draw your magical creature on your white paper. Press hard to get as much wax on your paper as possible!
- Gently draw over your picture with a marker.
- Watch your animal appear magically.



Curious about the science behind this art process?

Oil and water do not mix. The marker will only adhere to your paper, not your crayon drawing.