



SKOKIE
PUBLIC
LIBRARY

iPad Basics

Hannah
Digital Literacy Specialist

December 6th, 2017

What We'll Cover

- What is an iPad?
- Basic features
- Swiping and hand gestures
- Settings
- Built-In Apps
- The App Store
- Tips and Tricks
- Questions



Where to learn more

- <https://support.apple.com/ipad>
- <https://www.gcflearnfree.org/ipadbasics/>
- <https://www.lifewire.com/ipad-help-10-lesson-for-beginners-1994410>



What is an iPad?

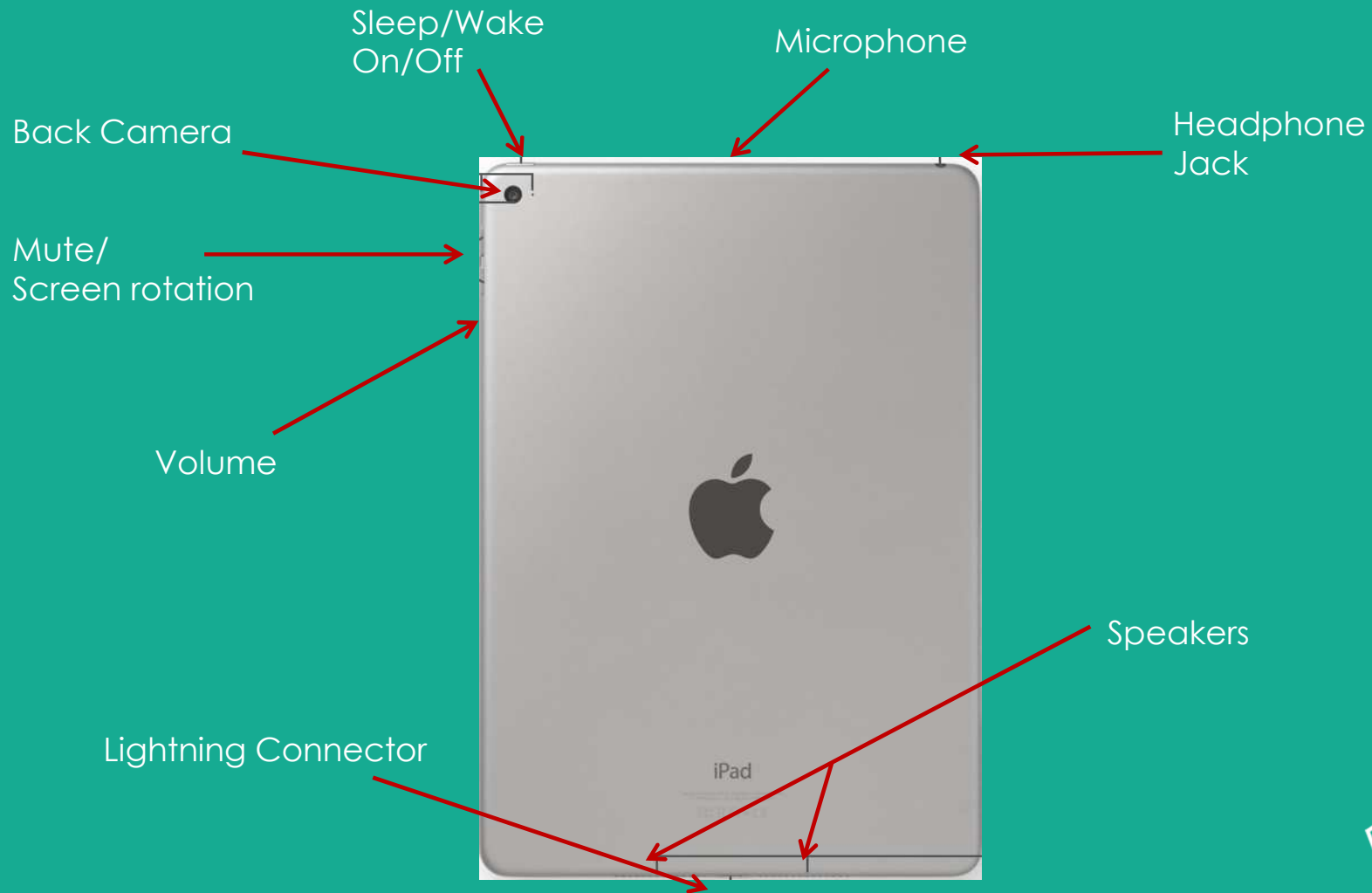
- An iPad is a tablet computer designed by Apple
- The user interface is built around the device's multi-touch screen, including a virtual keyboard
- The iPad has built in Wi-Fi and, on some models, cellular connectivity



Basic Features



Basic Features



Home Button

- Apple's design is to have as few buttons on the iPad as possible.
- The main button on the front of the iPad is the **Home Button**.




Home Button continued

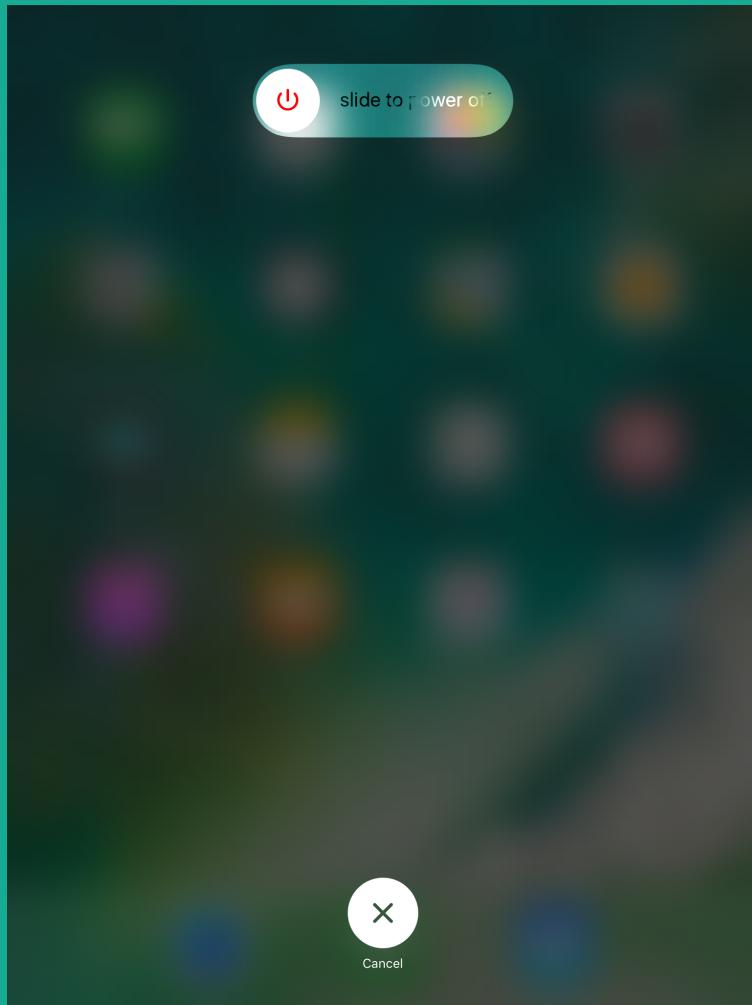
- Some uses of the Home Button:
 - Wake the iPad when it is sleeping
 - Exit out of applications
 - Exit the mode of moving app icons
- The home button will always take you to the home screen.



The Home Screen



Turning On/Off



- In order to completely shut off the iPad, hold down the **Sleep/Wake button** until the tablet prompts you to power off.
- In order to turn on the iPad, hold down the Sleep/Wake button until the tablet powers on.



Gestures

- All actions on the iPad are performed by **tapping the screen with your finger**.
- No double clicking as on a computer mouse.

Gesture	Effect
Single tap	<ul style="list-style-type: none">• Opens apps, links, etc
Tap and hold	<ul style="list-style-type: none">• On the home screen this will cause apps to wiggle so that you can move them around or delete them.• Opens a contextual menu, often with the options to copy and paste.



Gestures Continued

Gesture	Effect
Single finger swipe	<ul style="list-style-type: none">• Swipe a finger vertically to scroll up or down.• Swipe finger horizontally to move between pages• Swipe up from the lower edge to access the control center.



Gestures Continued

Gesture	Effect
Two finger pinch	<ul style="list-style-type: none">• Zoom in or out
Four or five finger pinch	<ul style="list-style-type: none">• Shortcut to home screen
Four or five finger swipe	<ul style="list-style-type: none">• Swipe up to browse and select another open app• Swipe left or right to move between open apps



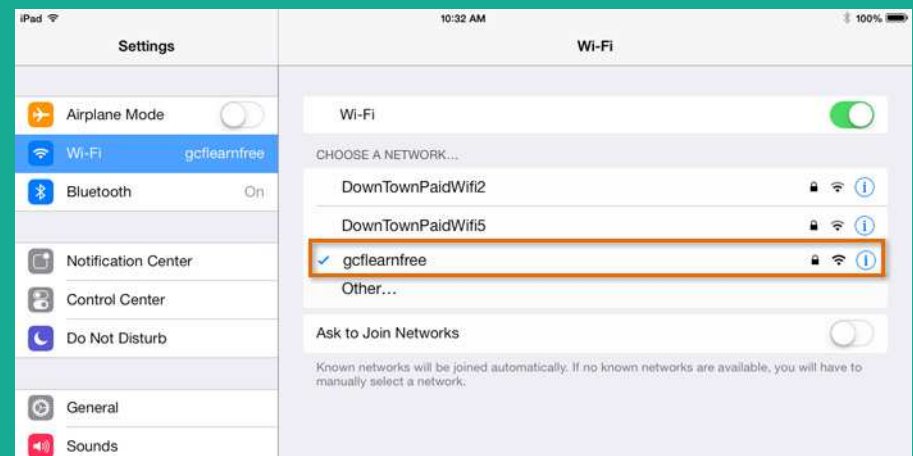
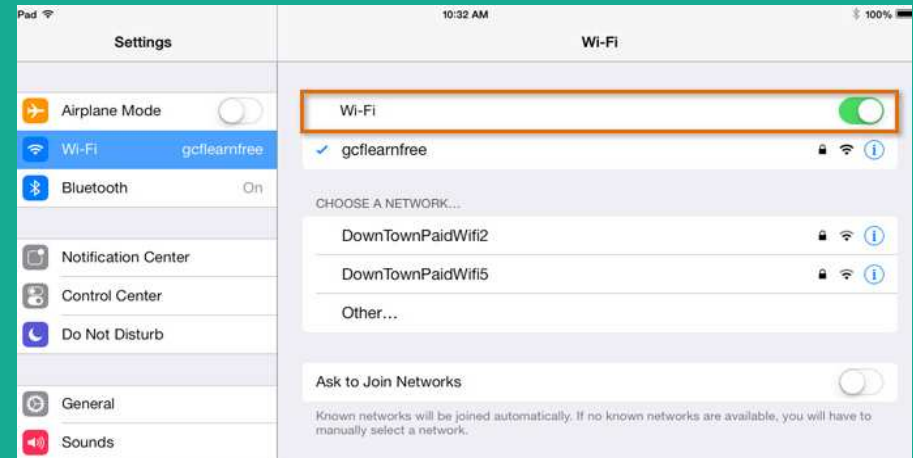
Settings

- To open the **Settings** app, find this icon:
- In **Settings**, you are able to:
 - Create a passcode
 - Control display settings
 - Manage Wi-Fi networks
 - Access Airplane mode
 - Change wallpaper
 - Manage sounds**and much more!**



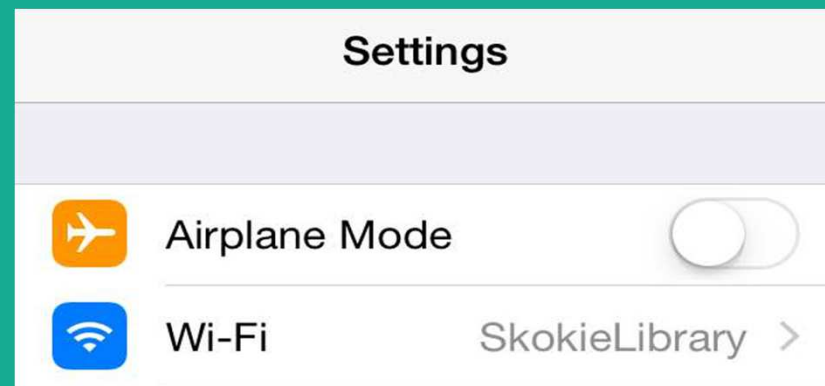
WiFi

- In **Settings**, tap **Wi-Fi** in the left column.
- Next to **Wi-Fi**, tap the control to turn it **on** or **off**.
- To join a network that's in range look for it under **Choose a Network**.
- Tap the **network** you want to use to join it.
- If the network is **secure**, you'll need to enter a password.



WiFi and Airplane Mode

- **Airplane mode** disables the wireless features of your iPhone, iPad, or iPod touch to comply with airline regulations.
- Once you enable **Airplane mode**, you will see the change in the status bar, and the following wireless connections and services are turned off:
 - Cellular (voice and data)
 - Wi-Fi
 - Bluetooth
 - GPS
 - Location services

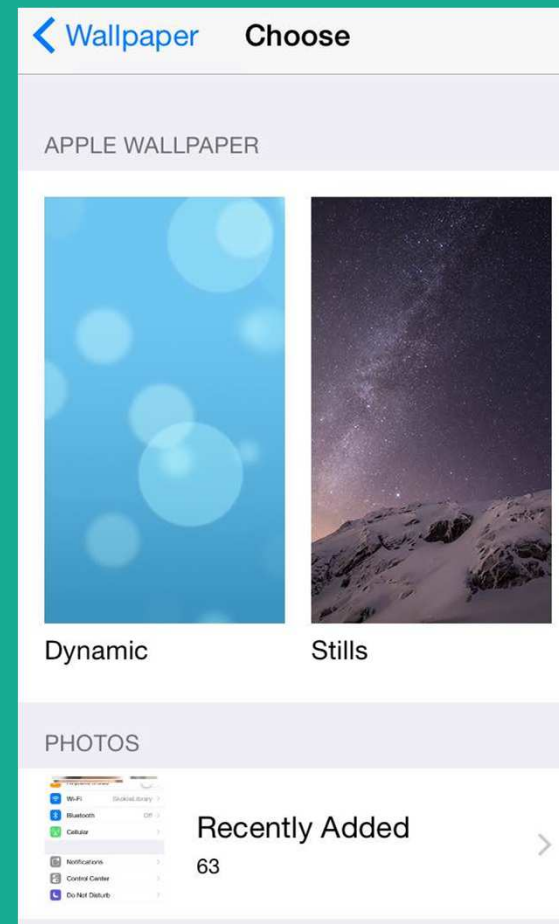


- You may still activate **Wi-Fi** in airplane mode.



Choosing Wallpaper

- The iPad allows you to set a **unique wallpaper** for both the background of the iPad and the background for the lock screen.
- Go to **Settings** -> **Wallpaper** -> **Choose New Wallpaper** and chose **Still** or **Dynamic** to see more options.
- *Let's practice changing the background!*



Finding, Moving & Removing Apps

- An **app** (short for application) is a computer program designed to run on smartphones and tablets.
- Every iPad comes with several apps (Mail, Safari, Weather) already installed on it.
- To download an app you will need your Apple ID and password.
- All apps can be downloaded in the **App Store**



Closing Apps



- After you have closed an app, that app is still running and using up battery.
- Double tap the home button to see all apps that are still running.
- Swipe up on the existing apps to close.



Built-In Apps

- Built-In apps come pre-installed on your iPad.
- They include:
 - Safari
 - Camera
 - Photos
 - Calendar
 - Notes
 - Clock
 - Many More!



Safari

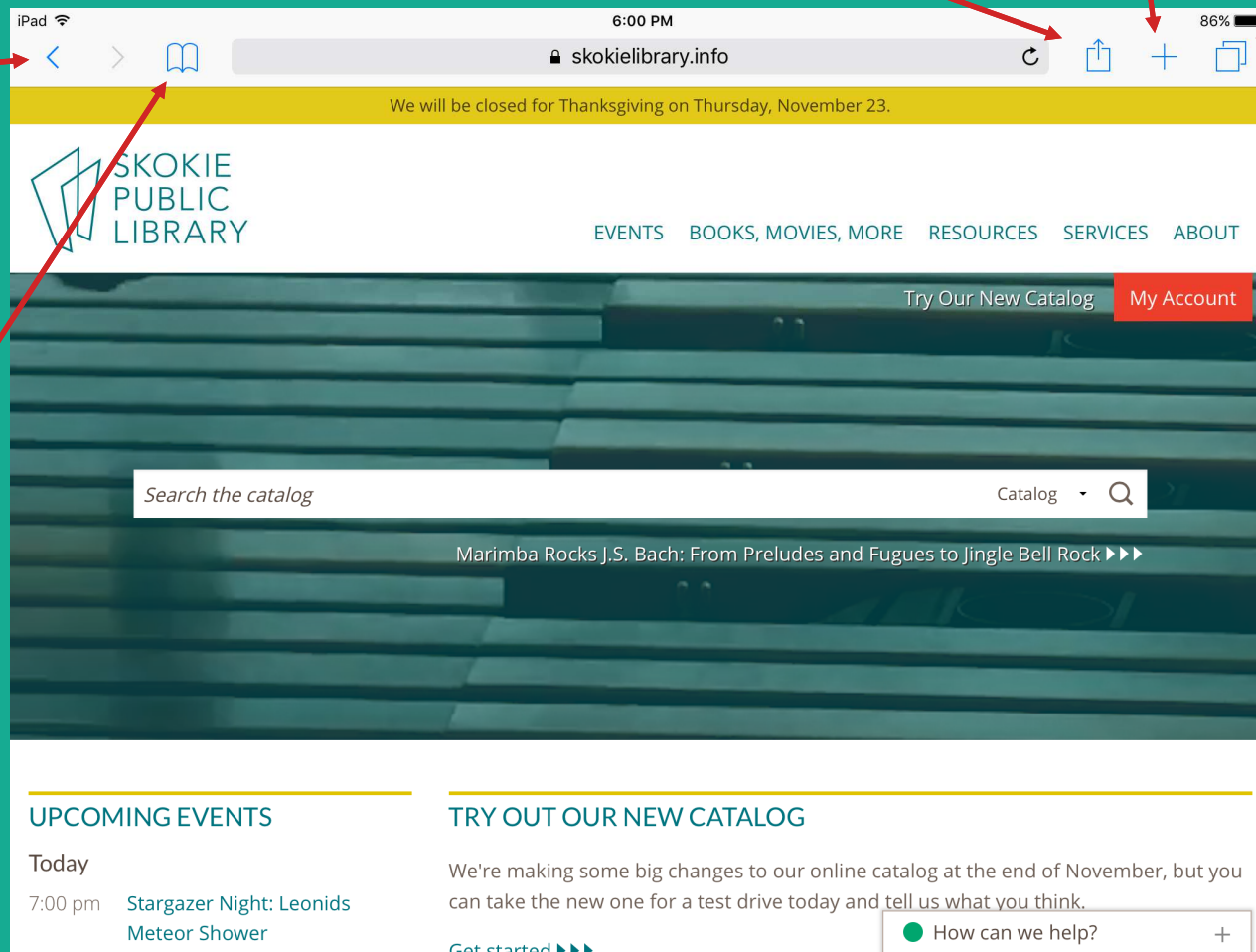
Forward and back

Bookmarks, history, and reading lists.

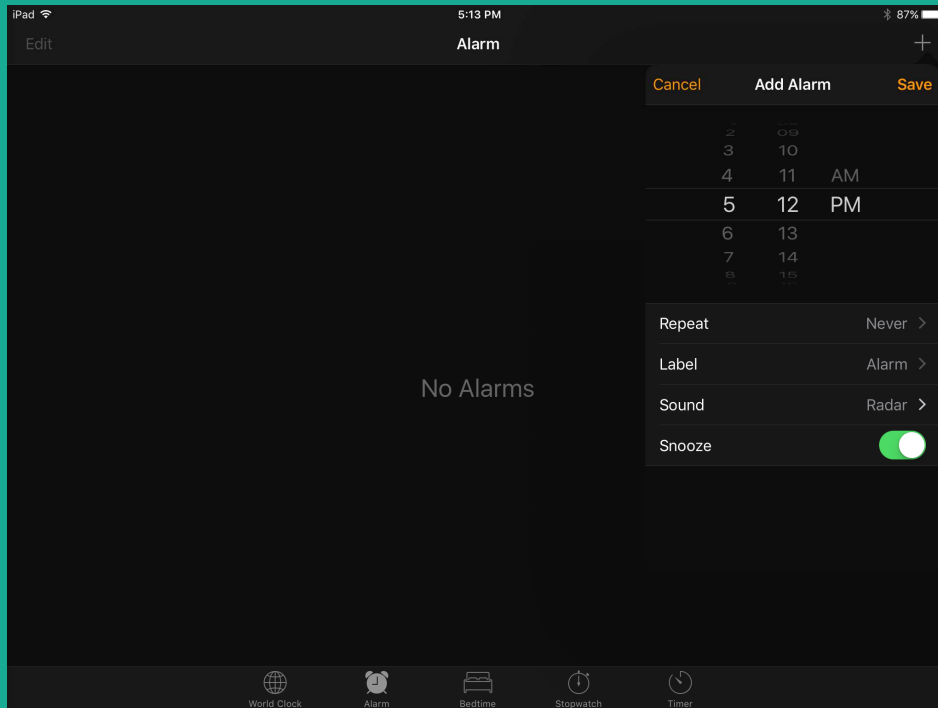
Share

New tab

View tabs



Clock



Contains:

- World Clock
- Alarm
- Bedtime
- Stopwatch
- timer



Questions?



Thank You

Want a copy of this presentation?
Visit www.skokiellibrary.info/handouts
where this presentation will be available
for four weeks.

