



The Financial Aid Process



“Providing Illinois students with information and assistance to help make education beyond high school accessible and affordable.” –ISAC Mission Statement

The Illinois Student Assistance Commission (ISAC) is the college access and financial aid agency in the state of Illinois that administers scholarship, grant, prepaid tuition, and student loan repayment/forgiveness programs.

Col•lege \kă-lij\

- **Noun:** Any institution of higher education that awards a degree or credential post-high school graduation. This includes, but is not limited to, universities, community colleges, trade schools and more.

Vocational/Trade

• 2 years

Associate's Degree

• 2 years

Bachelor's Degree

• 4 years

Master's Degree

• Bachelor's plus 1-3 years

Planning for College

- There are lots of things to *think* about and many questions you need to *ask*.
- **Can I afford college?**
- **How much will it cost?**
- **What is financial aid?**
- **What is a FAFSA?**
- **When and how do I apply?**
- **Where can I get help?**

Ask questions...

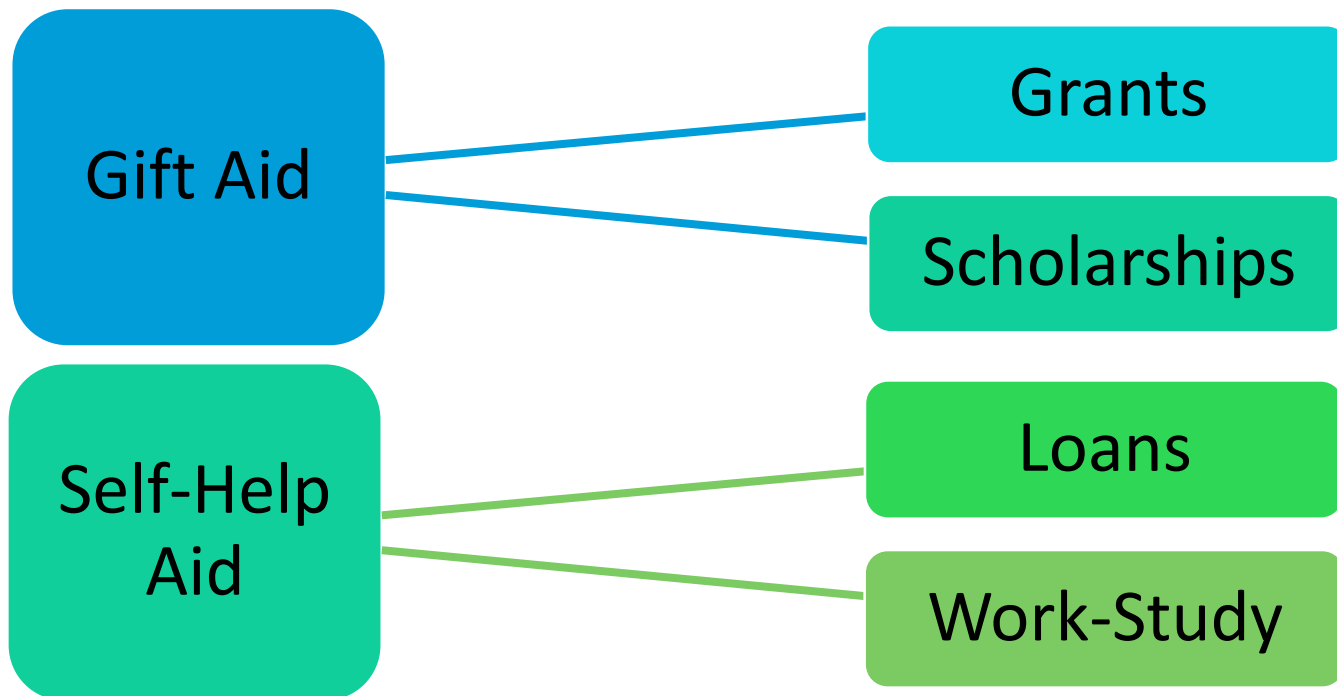
What is Financial Aid?

- It is ***borrowed, given, or earned*** money that can be obtained from various sources to help pay for college
- Financial aid makes college affordable for you
- It is intended to make up the difference between what your family can afford to pay and what college costs.

**If you think you can't afford college, think again.
There's lots of aid out there.**

Types of Financial Aid

- There are many types of financial aid
- Funds may be merit-based, need-based, or non need-based





Federal Work-Study

- It is a need-based employment program that provides on- and off-campus jobs to students.

A completed FAFSA is required

It is a campus-based financial aid program; funds are limited and available only at participating postsecondary institutions

Priority deadlines may apply

Compensation is at least the current federal minimum wage

A student must earn these funds

Sources of Financial Aid

- Financial aid comes from a variety of sources

Federal
Government

State
Government

College
(Institutional Aid)

Outside/
Private
Sources

The Big Grants

- Maximum award amounts for 2020-21



MAP Grant

Up to \$5,340 (est.)

Pell Grant

Up to \$6,345

- Total = \$11,685

Illinois Student Assistance Commission



Grant Programs	2020-2021 Award
Monetary Award Program (MAP)	Up to \$5,340 (est.)
Illinois Veteran Grant (IVG)	Tuition & Mandatory Fees
Illinois National Guard Grant (ING)	Tuition & Mandatory Fees
Grant for Dependents of Police/Fire/Correctional Officers	Tuition & Mandatory Fees

Teaching Programs	2020-2021 Award
Minority Teachers of Illinois Scholarship (MTI)	Up to \$5,000
Special Education Teacher Tuition Waiver (SETTW)	No annual minimum or maximum amounts



U.S. Department of Education

Federal Grant Program	2020-2021 Award
Federal Pell Grant	up to \$6,345
Iraq & Afghanistan Service Grant	up to \$5,970
TEACH Grant	up to \$3,764

Campus-Based Program	2020-2021 Award
Federal Supplemental Education Opportunity Grant (FSEOG)	\$100-\$4,000
Federal Work-Study	Colleges determine annual minimum or maximum amounts

Loan Programs

- When evaluating loan options, consider the following:

Source of
Loan

Subsidized vs.
Unsubsidized

Interest Rate

Repayment
Options &
Grace Period

Subsidized v. Unsubsidized

- To understand the difference between the two, consider this: *When will interest begin to accrue?*

Direct Subsidized Loan

- Need-based
- Interest is paid by the federal government:
 - While a student is in school at least ½ time
 - During grace periods
 - During deferment

Direct Unsubsidized Loan

- Not need-based
- A student is always responsible for paying the interest



Federal Loan Programs 2020-21

Loan	Type	Interest Rate	Grace Period
Direct Subsidized (Undergraduate)	Need-based	2.75% Fixed	6 Months
Direct Unsubsidized (Undergraduate)	Not need-based	2.75% Fixed	6 Months
Direct Unsubsidized (Graduate)	Not need-based	4.30% Fixed	6 Months
Direct PLUS (Parent/Graduate)	Unsubsidized Credit-based	5.30% Fixed	Repayment Starts within 60 days

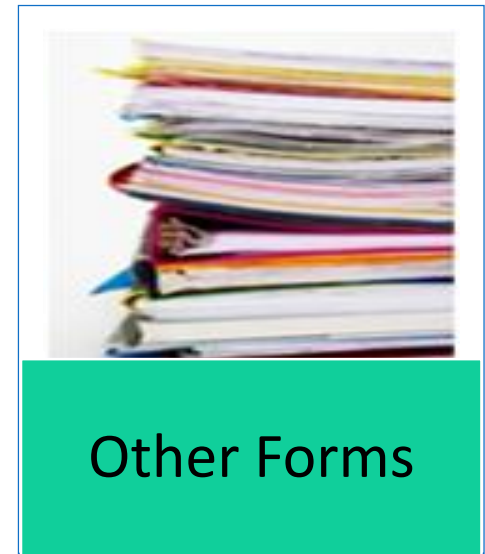


Maximum Direct Loan Amounts

Year	Dependent Students	Independent Students
1 st Year	\$5,500 Max. \$3,500 subsidized	\$9,500 Max. \$3,500 subsidized
2 nd Year	\$6,500 Max. \$4,500 subsidized	\$10,500 Max. \$4,500 subsidized
3 rd Year and Beyond	\$7,500 Max. \$5,500 subsidized	\$12,500 Max. \$5,500 subsidized
Graduate or Professional	Not Applicable	\$20,500 (unsubsidized only)

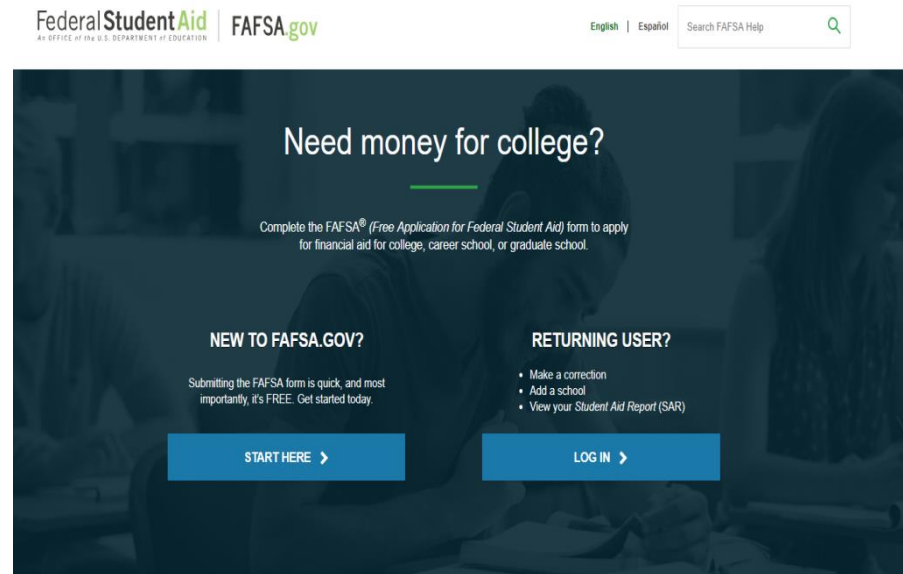
How to Apply for Financial Aid

- To be considered for student aid, a student must complete all forms required by a college
- Communicate with each college to find out what is required for a complete application



Free Application for Federal Student Aid (FAFSA)

- The FAFSA is the first step in the financial aid process for most students
- It is used to apply for **state and federal financial aid** programs
- Some colleges use it to award institutional aid
- The application is available at **no cost**



Alternative Application for Illinois Financial Aid (Alternative App)

- This application is **only for state financial aid**
- It is open to qualifying undocumented students and transgender students who are not eligible to complete a FAFSA
- Some colleges use it to award institutional aid
- The application is available at **no cost**

The screenshot shows the homepage of the Alternative Application for Illinois Financial Aid. On the left, a green box contains the text: "ALTERNATIVE APPLICATION FOR ILLINOIS FINANCIAL AID Intended for qualifying undocumented and transgender students". To the right, a blue box contains the title "Alternative Application to apply for 2020-2021 Illinois MAP Grants" and a paragraph explaining that the application allows qualifying undocumented and transgender students to apply for Illinois Monetary Award Program (MAP) grants. Below this, there is a link to "See our User Guide & Resources for this program >>". At the bottom, there are three columns: "First-Time Applicants" with a "START" button, "Returning Applicants" with "Forgot Username?" and "Forgot Password?" links and a "LOGIN" button, and "Submit Parent Signature" with a "PARENT SIGNATURE" button.

Note: Students should complete either the FAFSA or Alternative App, but **not both**

2021-22 Financial Aid Applications

WHEN

- As soon as possible after October 1st
(Check with colleges for specific deadlines)

WHO

- High school seniors and college students

HOW

- FAFSA: www.fafsa.gov
- Alternative App: www.isac.org/alternativeapp

WHY

- Determine eligibility for federal and state aid programs
- Some institutions use these to award institutional aid

Parent Information

- Most students must report parental information until the age of 24
- For financial aid purposes, there are only three types of parents:
 - Biological parents
 - Adoptive parents
 - Stepparents (if married to biological parent)
- No one else should provide information on the FAFSA or Alternative App
- Legal guardians are not considered parents for financial aid purposes
- If parents are divorced, report information about the parent the student lived with most in the past 12 months

Information Needed

FAFSA Only

- Social Security Number
 - Parents who do not have a SSN must enter 000-00-0000
- Alien Registration Number, if student is not a U.S. Citizen
- Federal Student Aid (FSA) ID to sign electronically

FAFSA & Alternative Application

- 2019 federal tax returns, W-2s, and other records of income
- Banking statements and records of investments (if applicable)
- Records of untaxed income (if applicable)
- List of colleges student would like to attend

Electronic Signature

FAFSA

- An FSA ID is needed to sign the FAFSA electronically
- Students and parents must each have their own FSA ID
- The FSA ID is needed to renew the FAFSA every year
- **Note:** Parents who do not have a SSN cannot obtain an FSA ID but can print a signature page instead

Alternative App

- A PIN is needed to sign the Alternative App electronically
- Students and parents must have their own PIN
- The PIN will be generated and sent via email by ISAC
- A PIN is needed every time you renew the Alternative App
- To obtain a PIN, parents only need to provide an email

IRS Data Retrieval Tool

- Allows the transfer of individual tax data onto the FAFSA



Link to IRS

The screenshot shows the "Get My Federal Income Tax Information" form. It includes a header with the IRS logo and navigation links for "Return to FAFSA", "Help", "Logout", and "Español". The main heading is "Get My Federal Income Tax Information". Below this, there is a note: "Enter the following information from your 2018 Federal Income Tax Return." and a link to "See our Privacy Notice regarding our request for your personal information." The form contains several input fields: "First Name", "Last Name", "Social Security Number" (with a note "No input required"), "Date of Birth" (with a "MM/DD/YYYY" placeholder and a calendar icon), "Filing Status" (a dropdown menu), "Street Address" (with a note "Must match your 2018 Federal Income Tax Return"), "P.O. Box" (with a note "Required if entered on your tax return"), "Apartment Number" (with a note "Required if entered on your tax return"), "Country" (a dropdown menu with "United States" selected), "City, Town or Post Office", "State / U.S. Territory" (a dropdown menu with "United States" selected), and "ZIP Code". A "SUBMIT" button is located at the bottom.

Look up tax data

The screenshot shows the "2018 Federal Income Tax Information" page. It features the IRS logo and navigation links for "Return to FAFSA", "Help", "Logout", and "Español". The main heading is "2018 Federal Income Tax Information". Below this, there is a paragraph explaining that the IRS has located the user's 2018 federal income tax return and that the information will be transferred to the FAFSA form. A table lists the types of tax information that will be transferred, including: "Tax Year", "Type of Return Filed", "Adjusted Gross Income", "Social Security Number", "Income Earned from Work", "Filing Status", "Income Tax", "IRA Exemptions", "Education Credits", "Unpaid Portion of IRA Distributions & Pensions/Annuities", "Tax-exempt Interest Income", "IRA Deductions and Payments", and "Status of Amended Returns Received". Below the table, there is a "Refer to your tax records if you have a question about the values you reported." section. Two buttons are visible: "TRANSFER NOW" and "DO NOT TRANSFER".

Transfer to FAFSA

Expected Family Contribution (EFC)

- The FAFSA/Alternative App will generate a number called the EFC

What is it?

- The amount a student and family can be expected to contribute in one academic year

Why does it matter?

- Used to determine a student's eligibility for most federal and state aid programs

Verification

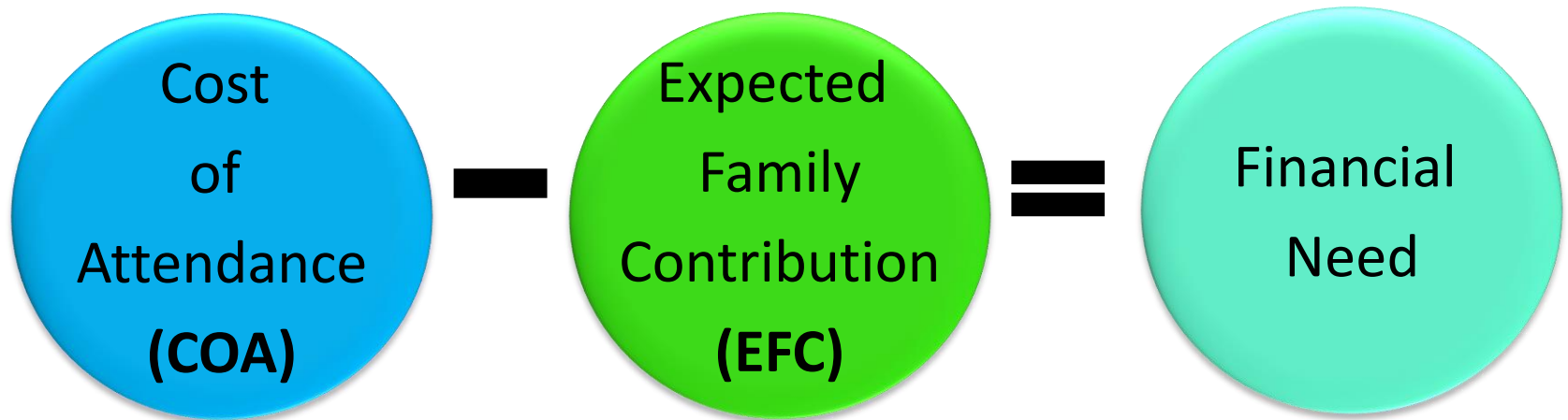
- This is a process used by schools to confirm that data reported on the FAFSA or Alternative App is accurate
- If you are selected for verification:
 - You may be asked to submit additional documentation
 - e.g., tax return transcripts, W-2s, income information, list of members of the household
 - Do not be alarmed – this is a common process
 - Provide only the information requested
 - Submit all documents **on time!**

How Much Does College Cost?

Tuition & Fees	<i>Direct Expenses</i>
+ Room & Board	<i>Direct or Indirect Expenses</i>
+ Transportation	<i>Indirect Expenses</i>
+ Books & Supplies	
+ Miscellaneous Living Expenses	
= Cost of Attendance (COA)	

Financial Need

- How much aid can a student receive?



Financial Aid Offers

- The financial aid administrator at the college will package all available aid and send a financial aid offer for consideration.
 - Use ISAC's Financial Aid Comparison Worksheet at: **studentportal.isac.org/finaid** to make an informed decision.
-

- What is the total cost of attendance?
 - What is a student's financial aid eligibility?
 - Was financial need met?
 - What is the Expected Family Contribution?
 - What types of financial aid are included?
 - What is the out-of-pocket cost?
-

FAFSA Tips and Reminders

Complete the FAFSA/Alternative App ASAP after October 1

Information reported on the FAFSA is confidential and only used to determine financial aid eligibility

You may be asked to submit documentation to the financial aid office for verification purposes

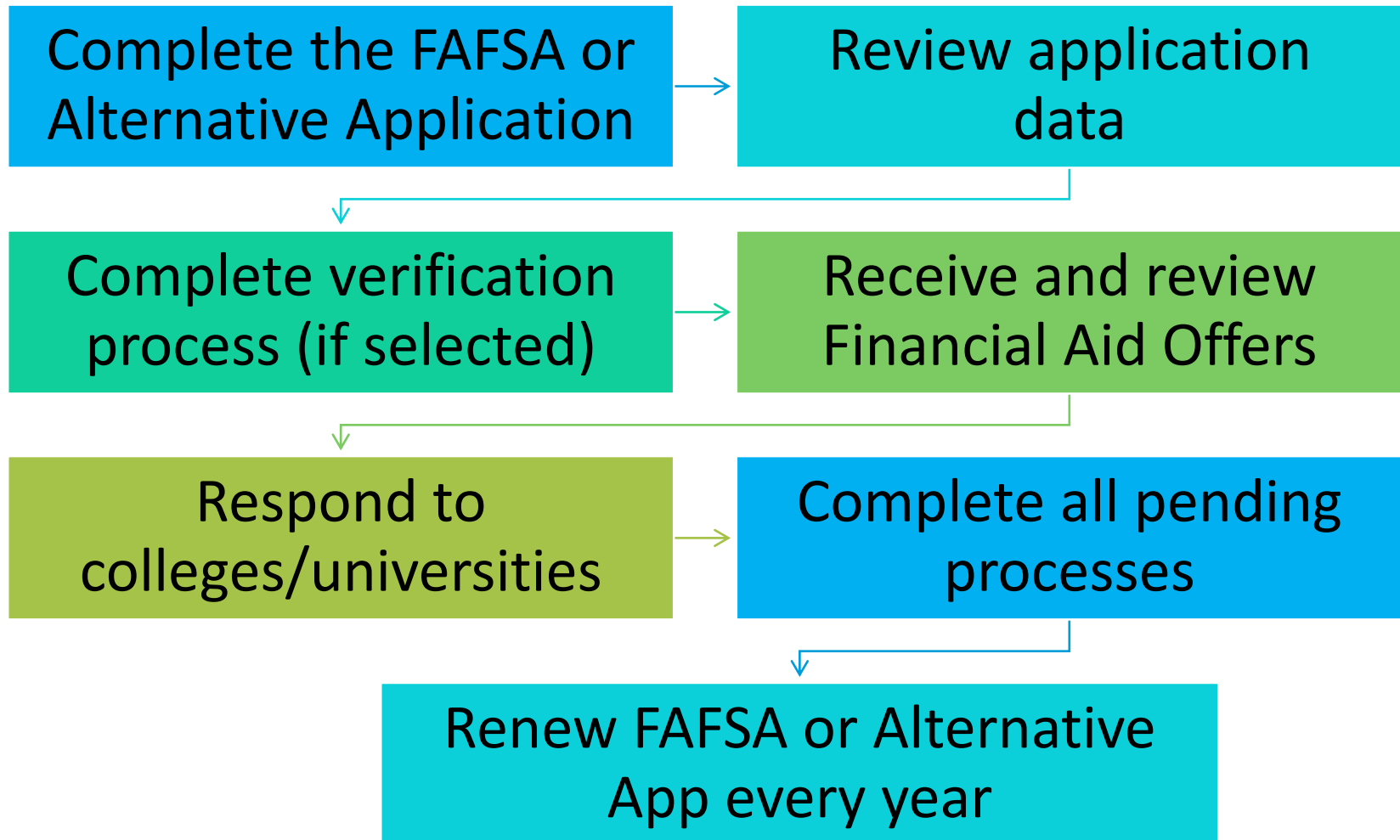
Supplemental applications or forms may be required

Keep track of application DEADLINES!

Keep a copy of everything you submit


You must reapply every year

The Financial Aid Process



Trusted Websites

- Learn what you need to know and stay up-to-date with accurate and trusted sources of information



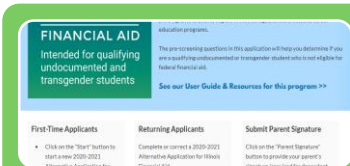
studentportal.isac.org



studentaid.gov



fafsa.gov



isac.org/alternativeapp

Find Answers to Your Questions

- Questions about financial aid?
- Questions about going to college?
- Text with our experts!

Pick the area code closest to you and text us your name

(217) 207-3265	(309) 306-7066
(618) 223-6450	(630) 216-4910
(708) 252-3890	(773) 453-9520
(815) 242-4630	(847) 243-6470

Questions?

Name: Serena Robertson

Email: Serena.Robertson@Illinois.gov

Phone Number: (847) 513-4571

This presentation is available under the Creative Commons Attribution-NonCommercial-NoDerivatives License. Copyright 2016 Illinois Student Assistance Commission.